

kid zone LEADERS' guide

THIS Week...

This week we're talking about the Bible – the most powerful book in the world.

TODAY'S BIBLE VERSES: Philippians 2:4, Genesis 1:25, Hebrews 4:12


KEY WORDS: Bible, read, God's word

BEFORE today's lesson:

- Make sure you have all the materials you need for the 'Welcome Zone' and 'Fun Zone' activities.
- Gather together all the required ingredients for 'Grub Zone'.
- Have enough *Kidzone* magazines for every child!
- Print off the 'Beyond the Zone' card.

When preparing your program, consider each of the 'zones' and how they will best work in your context.

You may like to mix up the order in which you do the 'zones'. You will, however, need to remember the 'Welcome Zone' needs to start the session, the 'Zone In' section needs to follow the 'God Zone', and the 'Beyond the Zone' happens at home.



WELCOMEZONE

(5-7 mins)

START your session with a game of Bible catch it, say it:

Players stand in a circle and toss a ball among themselves. Whoever catches the ball must say the name of a book of the Bible before tossing it to another player. They can't repeat a book. Before the game, give them a quick refresher by reading out the books of the Bible to them.



GRUBZONE

(7-10 mins)

ASSEMBLE Cheffy's cute bat biscuits (page 10), referencing Layla, the lovable purple bat in the feature.

LOOK through the feature on pages 8 and 9 together. Read the Bible message.



FUNZONE

(10-12 mins)

MAKE Oliver's cute lizard on page 11. This fun craft fits in with the character of Yooka in the 'Yooka-Replaylee' feature story or do the 'Draw with Rod' lizard on page 2.

For an alternative Bible-themed craft, make the 'verse in my pocket' activity.

Cut, or have the children cut, coloured cardstock into 10 x 3cm strips.

They'll need enough strips to write in the words of their Bible verse.

An example of a verse you could use is the verse we use in our Samuel Bible mega puzzle on page 14: "The word of God is alive and powerful," (Hebrews chapter four, verse 12).

Write a word, or a few words, per strip e.g. Hebrews 4:12/The word/of God/is alive and/powerful/. This would take five strips.

Line the strips of paper face down on the table, leaving a slight space between each strip (makes sure they're in the right order!).

Don't overlap the strips or they won't fold up properly.

Using sticky tape, tape each side of the paper strips.

Once they are taped, they can be folded up accordion-style into a compact strip.

See kidsbibleteacher.com/pocket-bible-verse-craft






 **READ** Samuel's mega puzzle on **page 14**.

 **DO** the puzzle or colouring competition if your class is younger.

 **CHAT** about some of their favourite books.

Share your favourite book, remarking that the Bible is also a favourite book. Explain that the Bible is made up of 66 books. Show the index of your Bible and read through them all.

 **SEE** how many of them they can remember!

 **TALK** about your favourite books in the Bible – perhaps the Gospels because they tell us about the life of Jesus on Earth, maybe the story of Esther etc.

 **READ** your class some of your favourite passages from the Bible (or a Bible story book).

 **PRAY:** Thank you God for your word, the Bible.

 **GIVE OUT** the 'Beyond the Zone' cards and read through the activities.

GET READY FOR NEXT WEEK ...

To make the recipes and crafts next week you will need the following:

OLIVER'S BIG-MOUTHEO CRAFT



- A4 sheet of paper
- Coloured pencils
- Pencil
- Felt-tipped pens or paint.
- Black felt-tipped pen



'BIG AND SMALL' FRUIT PLATTER

- Small fruits such as grapes, blueberries, raspberries (David)
- Big items such as watermelon slices, long carrot or celery sticks (Goliath).




Sign-up to receive the Kidzone Leaders' Guide upload alert each week — amazing!

Visit our website for more info
(and heaps of fun),
[kidzonemag.com.au/
kidzone-leaders-guide](http://kidzonemag.com.au/kidzone-leaders-guide)

**next
Week...**



 We'd love to see some photos of your kids' church members enjoying the activities to include in the Kidzone magazine!

Email a picture of your group to kidzone@salvationarmy.org.au

*Please get permission from parents before sending photos and include a copy of signed parental consent for Kidzone to print image.

WWW.KIDZONEMAG.COM.AU ➔



BEYOND^{the}ZONE^{kz}

Have a go at some of these:

Read the Bible (or ask a grown up to read with you) this week. If you don't know what to read, start with the book of John in the New Testament.

Read the story on **pages 4 and 5** and about Random Acts of Kindness Day on **page 12**. What can you do that is kind this week?

Enter the colouring competition on **page 13** or write a letter to CK and the Kidzone gang.



BEYOND^{the}ZONE^{kz}

Have a go at some of these:

Read the Bible (or ask a grown up to read with you) this week. If you don't know what to read, start with the book of John in the New Testament.

Read the story on **pages 4 and 5** and about Random Acts of Kindness Day on **page 12**. What can you do that is kind this week?

Enter the colouring competition on **page 13** or write a letter to CK and the Kidzone gang.



BEYOND^{the}ZONE^{kz}

Have a go at some of these:

Read the Bible (or ask a grown up to read with you) this week. If you don't know what to read, start with the book of John in the New Testament.

Read the story on **pages 4 and 5** and about Random Acts of Kindness Day on **page 12**. What can you do that is kind this week?

Enter the colouring competition on **page 13** or write a letter to CK and the Kidzone gang.



BEYOND^{the}ZONE^{kz}

Have a go at some of these:

Read the Bible (or ask a grown up to read with you) this week. If you don't know what to read, start with the book of John in the New Testament.

Read the story on **pages 4 and 5** and about Random Acts of Kindness Day on **page 12**. What can you do that is kind this week?

Enter the colouring competition on **page 13** or write a letter to CK and the Kidzone gang.



BEYOND^{the}ZONE^{kz}

Have a go at some of these:

Read the Bible (or ask a grown up to read with you) this week. If you don't know what to read, start with the book of John in the New Testament.

Read the story on **pages 4 and 5** and about Random Acts of Kindness Day on **page 12**. What can you do that is kind this week?

Enter the colouring competition on **page 13** or write a letter to CK and the Kidzone gang.



BEYOND^{the}ZONE^{kz}

Have a go at some of these:

Read the Bible (or ask a grown up to read with you) this week. If you don't know what to read, start with the book of John in the New Testament.

Read the story on **pages 4 and 5** and about Random Acts of Kindness Day on **page 12**. What can you do that is kind this week?

Enter the colouring competition on **page 13** or write a letter to CK and the Kidzone gang.