

kid zone LEADERS' guide

THIS Week...

This week we're talking about the universe and all the extraordinary things God has made!

TODAY'S BIBLE VERSES: Psalm 8:3-4, Joshua 1:9, Psalm 147:4, Daniel 12:3

BUZZ WORDS: Star! Galaxy!

BEFORE today's lesson:

- Make sure you have all the materials you need for the 'Welcome Zone' and 'Fun Zone' activities.
- Gather together all the required ingredients for 'Grub Zone'.
- Have enough *Kidzone* magazines for every child!
- Print off the 'Beyond the Zone' card.

💡 When preparing your program, consider each of the 'zones' and how they will best work in your context. You may like to mix up the order in which you do the 'zones'. You will, however, need to remember the 'Welcome Zone' needs to start the session, the 'Zone In' section needs to follow the 'God Zone', and the 'Beyond the Zone' happens at home.



WELCOME ZONE
(5-7 mins)

🔔 **PLAY** 10, 9, 8 ... God is Great by Colin Buchanan as the kids arrive.

🗣️ **ASK** the kids to slowly crouch down low as you count backwards from 10. They should be squatting when you reach 1. Then yell out BLAST OFF! And see how high they can jump! Repeat for a few times until they understand. You may like to put one of your little astronauts in charge of the counting.



ZONE IN
(5-7 mins)

📖 **READ** at the story on pages 4 and 5.

📖 **READ** the message on page 5.

🗣️ **ASK** if they can remember a time they were in a tricky situation and God helped them.



FUN ZONE
(10-15 mins)

✂️ **CREATE** Oliver's tissue paper 'stained glass' stars on page 11.
• Early finishers can colour in the competition on page 13.

📖 **READ** the message on page 11.



GRUB ZONE
(10-15 mins)

👁️ **LOOK** at the Star Fox feature on pages 8 and 9.

📖 **READ** the message in the navy box on page 8 and 9.


🍷 **MAKE** Cheffy's fox French toast on page 10.
• To simplify the recipe this can also be made with plain bread or toast.



GOD ZONE
(5 mins)

🗣️ **ASK** the group to name amazing things God has made.

📖 **READ** Samuel's mega Bible puzzle on page 14.

 **PRAY:** "Thank you for making us feel so special, important and loved. Thank you for the amazing world and universe we get to live in. Please help us to shine as bright as stars this week! Amen."

 **GIVE OUT** the 'Beyond the Zone' cards and read through the activities.

GET READY FOR NEXT WEEK ...

To make the recipes and crafts next week you will need the following:



CHEFFY'S PINWHEEL BISCUITS

- 250g butter
- ¾ cup sugar
- 1 egg
- 1 teaspoon vanilla essence
- 2 tablespoons milk
- ½ teaspoon salt
- 2½ cups flour
- Food colourings



OLIVER'S PASTA CORAL REEF

For the coral

- Different shapes of dry pasta
- Various food colouring
- White vinegar
- Ziplock bags

- Baking paper
- Trays.

For the sea bed


- Kinetic sand
- Play sand or playdough



Sign-up to receive the Kidzone Leaders' Guide upload alert each week – amazing!

Visit our website for more info
(and heaps of fun),
[kidzonemag.com.au/
kidzone-leaders-guide](http://kidzonemag.com.au/kidzone-leaders-guide)

**next
Week...**


 We'd love to see some photos of your kids' church members enjoying the activities to include in the *Kidzone* magazine!

Email a picture of your group to kidzone@salvationarmy.org.au

*Please get permission from parents before sending photos and include a copy of signed parental consent for *Kidzone* to print image.

WWW.KIDZONEMAG.COM.AU





BEYOND^{the}ZONE^{kz}

Have a go at some of these:

Colour in page 13 and enter the colouring competition!

Do the puzzles on page 16.

Cut out and collect your collector card from page 15.

Share your *Kidzone* with a friend.

Write CK a letter.



BEYOND^{the}ZONE^{kz}

Have a go at some of these:

Colour in page 13 and enter the colouring competition!

Do the puzzles on page 16.

Cut out and collect your collector card from page 15.

Share your *Kidzone* with a friend.

Write CK a letter.



BEYOND^{the}ZONE^{kz}

Have a go at some of these:

Colour in page 13 and enter the colouring competition!

Do the puzzles on page 16.

Cut out and collect your collector card from page 15.

Share your *Kidzone* with a friend.

Write CK a letter.



BEYOND^{the}ZONE^{kz}

Have a go at some of these:

Colour in page 13 and enter the colouring competition!

Do the puzzles on page 16.

Cut out and collect your collector card from page 15.

Share your *Kidzone* with a friend.

Write CK a letter.



BEYOND^{the}ZONE^{kz}

Have a go at some of these:

Colour in page 13 and enter the colouring competition!

Do the puzzles on page 16.

Cut out and collect your collector card from page 15.

Share your *Kidzone* with a friend.

Write CK a letter.



BEYOND^{the}ZONE^{kz}

Have a go at some of these:

Colour in page 13 and enter the colouring competition!

Do the puzzles on page 16.

Cut out and collect your collector card from page 15.

Share your *Kidzone* with a friend.

Write CK a letter.