

# kid club zone @ HOME



## THIS Week...

This week we're talking about superheroes, Jesus and his miracles.

**TODAY'S BIBLE VERSES:** Matthew 4:18, Matthew 6:21, Luke 7:1-10, Ephesians 2:10, Mark 9:23

**KEY WORDS:** superheroes, Jesus, miracles

**BEFORE today's lesson:**

- Make sure you have all the materials you need for the 'Welcome Zone' and 'Fun Zone' activities.
- Gather together all the required ingredients for 'Grub Zone'.
- Have enough *Kidzone* magazines for every child!
- Print off the 'Beyond the Zone' card.

When preparing your program, consider each of the 'zones' and how they will best work in your context.

You may like to mix up the order in which you do the 'zones'. You will, however, need to remember the 'Welcome Zone' (obviously) needs to start the session, the 'Zone In' section needs to follow the 'God Zone', and the 'Beyond the Zone' happens at home. Have fun!



### GRUBZONE<sup>kz</sup>

Use time to get to know your group.

**MAKE** Cheffy's delish acorns (page 10) at the start of the session, explaining that squirrels love these and we're going to learn a bit about squirrels in 'Zone In' later on. As these need to go into the fridge to set for 20 minutes or so, they'll be ready to snack on when you come to look at the feature (Zone In).

### FUNZONE<sup>kz</sup>

Choose an activity, based on the theme, to do in smaller groups.

**DO** the 'Draw with Rod' on page 10 to introduce the craft.

**MAKE** Oliver's flying squirrel face washer (page 11). This is a surprisingly easy craft to do, particularly if you use glue rather than sewing to attach the head, tail and paws. You can speed the process up by having all or some of the pieces cut out.

**READ** the message at the bottom of the page.

**READ** the story on pages 4 and 5. Finish with the message.

**CHAT** to the children about how we are like the soldier and how, though we can't see Jesus in person, we still have faith in him.

**SHOW** the children where this story is in the Bible, Luke 7:1-10.

**PRAY:** Dear God, thank you that we know you are with us even though we can't see you.

### GODZONE<sup>kz</sup>


### ZONEIN<sup>kz</sup>


**LOOK** at the feature together on pages 8 and 9. Bring out the chocolate strawberry acorns to enjoy. Read the message on page 9 (purple background).


**READ** Samuel on page 14, stopping after the mention of David and Esther. Ask the children what they know about David and Goliath and Queen Esther and tell them a little bit about the characters if they don't know much about them. Continue reading about Jesus.

**PRAY:** Dear God, please help us to be superheroes for you by helping others, telling

them about you and living the way you want us to.

 **DO** the puzzles together. If your class is younger, perhaps do the spotto on page 3 instead.

 **READ**, or ask an adult to read with you, some of Jesus' miracles. They are listed in the *Kidzone* worksheet on page 15.

 **HOW** can you be a superhero for God this week? Think of ways you can help your friends and family.

 **WRITE** a letter to CK and enter the colouring competition.

**Sign up to KZ Club online and the leaders' guide will be delivered to your inbox every week—amazing!**

Visit our website for more info (and heaps of fun),  
[www.kidzonemag.com.au/kz-club](http://www.kidzonemag.com.au/kz-club)

 We'd love to see some photos of your *Kidzone* Club members enjoying the activities to include in the *Kidzone* magazine!

Email a picture of your group to [cheryl.tinker@salvationarmy.org.au](mailto:cheryl.tinker@salvationarmy.org.au)

\*Please get permission from parents before sending photos and include a copy of signed parental consent for *Kidzone* to print image.

**next  
Week...**

**Alba**

a wildlife adventure



**WWW.KIDZONEMAG.COM.AU** 