

kid zone LEADERS' guide

THIS Week...

This week we're talking about recording our memories.

TODAY'S BIBLE VERSES: Philippians 1:3,
1 Chronicles 16:34, Matthew 24:35

KEY WORDS: God's word, Bible

BEFORE today's lesson:

- Make sure you have all the materials you need for the 'Welcome Zone' and 'Fun Zone' activities.
- Gather together all the required ingredients for 'Grub Zone'.
- Have enough *Kidzone* magazines for every child!
- Print off the 'Beyond the Zone' card.

💡 When preparing your program, consider each of the 'zones' and how they will best work in your context.

You may like to mix up the order in which you do the 'zones'. You will, however, need to remember the 'Welcome Zone' needs to start the session, the 'Zone In' section needs to follow the 'God Zone', and the 'Beyond the Zone' happens at home.



🔥 **PLAY** photo freeze.

This is a twist on statues: play some music and when it stops, the children freeze for you to pretend to take a photo of them.

🍷 **MAKE** tropical fruit kebabs.

Either get the children to cut up the 'soft' fruit, such as watermelon, kiwi fruit etc., into big chunks or provide cut fruit for them to thread onto skewers. Pour over some chocolate topping – yum!

THIS ACTIVITY COULD FOLLOW ZONE IN.

📄 **CREATE** Oliver's junk journal on **page 11**. (If you have some, spray adhesive will speed up the drying time.) Put together the pages.

📖 **READ** the message.

📄 **MAKE** title pages.

You could suggest the children write and decorate the Bible verse from the message as the front page of their journal – 1 Chronicles 16:34.

📖 **READ** Samuel's mega puzzle on **page 14**.

📖 **READ** a story from the Old Testament and one from the New Testament.

🔥 **DO** the puzzle or colouring comp on **page 13**.


📖 **LOOK** at the comic on **pages 4 and 5**.

💬 **CHAT** about photo albums or photo books.


You could bring in one of your own to show the children. If you are a collector of items

such as tickets or other memorabilia of activities and places you've visited, bring that in to show the children, too.

What do they think is great about having albums of photos or memorabilia?

 **LOOK at page 7 at the photos of the Salvo family fun day at Brunswick.**
What a great way to remember a great time!

 **READ the Bible message at the end of the comic.**

 **PRAY:** Thank you God for our family and friends and the memories we create with them.

YOU COULD MOVE ONTO MAKING OLIVER'S JUNK JOURNAL FROM HERE.


 **GIVE OUT** the 'Beyond the Zone' cards and read through the activities.

GET READY FOR NEXT WEEK ...

To make the recipes and crafts next week you will need the following:

OLIVER'S ROBOT GAME

- Thin cardboard
- Scissors
- Glue
- Dice



CHEFFY'S CHEESE CUBE ROBOTS

- Block cheese (tasty or Colby)
- Peanut butter (or other sticky spread)
- Pretzels
- Lolly eyes
- Red grapes




Sign-up to receive the Kidzone Leaders' Guide upload alert each week — amazing!

Visit our website for more info
(and heaps of fun),

[kidzonemag.com.au/
kidzone-leaders-guide](http://kidzonemag.com.au/kidzone-leaders-guide)

**next
Week...**

MISC.
A TINY TALE

 We'd love to see some photos of your kids' church members enjoying the activities to include in the *Kidzone* magazine!

Email a picture of your group to kidzone@salvationarmy.org.au

*Please get permission from parents before sending photos and include a copy of signed parental consent for *Kidzone* to print image.

WWW.KIDZONEMAG.COM.AU 





BEYOND^{the}ZONE^{kz}

Have a go at some of these:

Read the news page about National Aboriginal and Torres Strait Islander Children's Day (page 12).

Make a junk journal – what will you write or glue in it?

Have a look through some of your fam's photo albums with them to remember the fun times you've had together. Thank God for your family and friends.



BEYOND^{the}ZONE^{kz}

Have a go at some of these:

Read the news page about National Aboriginal and Torres Strait Islander Children's Day (page 12).

Make a junk journal – what will you write or glue in it?

Have a look through some of your fam's photo albums with them to remember the fun times you've had together. Thank God for your family and friends.



BEYOND^{the}ZONE^{kz}

Have a go at some of these:

Read the news page about National Aboriginal and Torres Strait Islander Children's Day (page 12).

Make a junk journal – what will you write or glue in it?

Have a look through some of your fam's photo albums with them to remember the fun times you've had together. Thank God for your family and friends.



BEYOND^{the}ZONE^{kz}

Have a go at some of these:

Read the news page about National Aboriginal and Torres Strait Islander Children's Day (page 12).

Make a junk journal – what will you write or glue in it?

Have a look through some of your fam's photo albums with them to remember the fun times you've had together. Thank God for your family and friends.



BEYOND^{the}ZONE^{kz}

Have a go at some of these:

Read the news page about National Aboriginal and Torres Strait Islander Children's Day (page 12).

Make a junk journal – what will you write or glue in it?

Have a look through some of your fam's photo albums with them to remember the fun times you've had together. Thank God for your family and friends.



BEYOND^{the}ZONE^{kz}

Have a go at some of these:

Read the news page about National Aboriginal and Torres Strait Islander Children's Day (page 12).

Make a junk journal – what will you write or glue in it?

Have a look through some of your fam's photo albums with them to remember the fun times you've had together. Thank God for your family and friends.