

kid LEADERS' zone guide

THIS Week...

This week we're talking about the mystery of how much God loves and knows us.

TODAY'S BIBLE VERSES: Psalm 139:1, John 3:8, Matthew 7:7, Psalm 108:4


KEY WORDS: mystery, God's immense love

BEFORE today's lesson:

- Make sure you have all the materials you need for the 'Welcome Zone' and 'Fun Zone' activities.
- Gather together all the required ingredients for 'Grub Zone'.
- Have enough *Kidzone* magazines for every child!
- Print off the 'Beyond the Zone' card.

When preparing your program, consider each of the 'zones' and how they will best work in your context.

You may like to mix up the order in which you do the 'zones'. You will, however, need to remember the 'Welcome Zone' needs to start the session, the 'Zone In' section needs to follow the 'God Zone', and the 'Beyond the Zone' happens at home.



(5-7 mins)

PLAY a game with a 'mystery theme', such as hunting for a hidden object in the room. Alternatively, have pencils or felt-tipped pens available to do the mystery-themed colouring-in picture on **page 13**. Transition into explaining what a mystery is with **Zone In**.



(10-12 mins)

MAKE Cheffy's peppermint patties on **page 10**.

These need to be prepared in two parts during your session – making the dough and, 20 minutes later, dipping the patties in melted chocolate. To streamline the process, you could make the dough before class and give each child their own piece to roll out and cut into circles. If you don't have access to a fridge, you could take an insulated bag with some ice bricks to put the patties in to firm up. When the patties are firm (about 20 mins later), dip them in chocolate. You will need to have a helper to bring in the melted chocolate.



(10-15 mins)

MAKE Oliver's paper kite on **page 11**.

The children could write their favourite Bible verse on it or perhaps part of the verse in the Bible message at the bottom of the page – "God's spirit is like the wind that blows ...".

FLY the kites – if there's space, run up and down the room!



(5-7 mins)


READ Samuel's mega puzzle on **page 14**.

DO the coding puzzle.

If your class is younger, you could do it together by calling out the first letters of the clues.

DO the 'Clues' puzzle on **page 2**.

Did the class guess who it is? If the children are unsure, explain who Snoopy and his friends are.

 **LOOK** at the feature on **pages 8 and 9**, 'Snoopy and the Great Mystery Club' and read the Bible message.

 **CHAT** about how great it is that God knows all about us and loves us.

 **PRAY:** Thank you God that you love and know us more than we can ever understand.

 **ASK** the children if they know what a mystery is.

To help them understand, look at the comic together on **pages 4 and 5**. What was Izzy's mystery? How did it get solved? Has anyone else had a mystery like that (such as something lost); how was it solved?

 **CHAT** about how important it is to find out the truth of a situation.

 **READ** the Bible message on **page 9**.

 **GIVE OUT** the 'Beyond the Zone' cards and read through the activities.

GET READY FOR NEXT WEEK ...

To make the recipes and crafts next week you will need the following:

HOT WHEELS CARS ACTIVITY

- Get kids to bring in some cars and tracks to set up and provide cardboard and boxes for them to build jumps



CHEFFY'S PINWHEEL WRAPS


- Soft tortilla wraps
- Spreads such as hummus or cream cheese
- Fillings such as thinly sliced cucumber, grated carrots, lettuce



Sign-up to receive the Kidzone Leaders' Guide upload alert each week — amazing!

Visit our website for more info
(and heaps of fun),
[kidzonemag.com.au/
kidzone-leaders-guide](http://kidzonemag.com.au/kidzone-leaders-guide)

**next
Week...**

 We'd love to see some photos of your kids' church members enjoying the activities to include in the *Kidzone* magazine!

Email a picture of your group to kidzone@salvationarmy.org.au

*Please get permission from parents before sending photos and include a copy of signed parental consent for *Kidzone* to print image.

WWW.KIDZONEMAG.COM.AU 





BEYOND^{the}ZONE^{kz}

Have a go at some of these:

Think about how much God loves you! **Thanks God!**

Make Oliver's kites with some mates and fly them together.

Colour in Izzy (on **page 13**) and send your entry into **Kidzone HQ** or write **CK a letter**.



BEYOND^{the}ZONE^{kz}

Have a go at some of these:

Think about how much God loves you! **Thanks God!**

Make Oliver's kites with some mates and fly them together.

Colour in Izzy (on **page 13**) and send your entry into **Kidzone HQ** or write **CK a letter**.



BEYOND^{the}ZONE^{kz}

Have a go at some of these:

Think about how much God loves you! **Thanks God!**

Make Oliver's kites with some mates and fly them together.

Colour in Izzy (on **page 13**) and send your entry into **Kidzone HQ** or write **CK a letter**.



BEYOND^{the}ZONE^{kz}

Have a go at some of these:

Think about how much God loves you! **Thanks God!**

Make Oliver's kites with some mates and fly them together.

Colour in Izzy (on **page 13**) and send your entry into **Kidzone HQ** or write **CK a letter**.



BEYOND^{the}ZONE^{kz}

Have a go at some of these:

Think about how much God loves you! **Thanks God!**

Make Oliver's kites with some mates and fly them together.

Colour in Izzy (on **page 13**) and send your entry into **Kidzone HQ** or write **CK a letter**.



BEYOND^{the}ZONE^{kz}

Have a go at some of these:

Think about how much God loves you! **Thanks God!**

Make Oliver's kites with some mates and fly them together.

Colour in Izzy (on **page 13**) and send your entry into **Kidzone HQ** or write **CK a letter**.